

### TechBoston Academy

9 Peacevale Road  
Dorchester, MA, 02124



617-635-1615



617-635-1615



[nvernazza@boston.k12.ma.us](mailto:nvernazza@boston.k12.ma.us)



<http://www.bostonpublicschools.org>

**Principal : Keith Love, Nora E Vernazza**

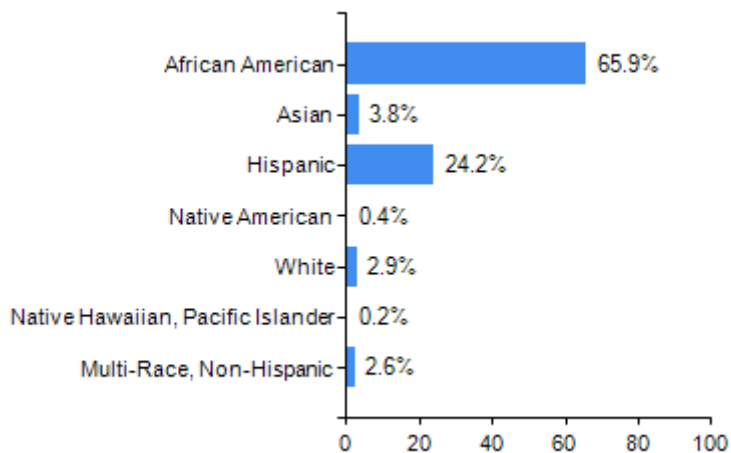
**School Type**  
Public

**Enrollment**  
972

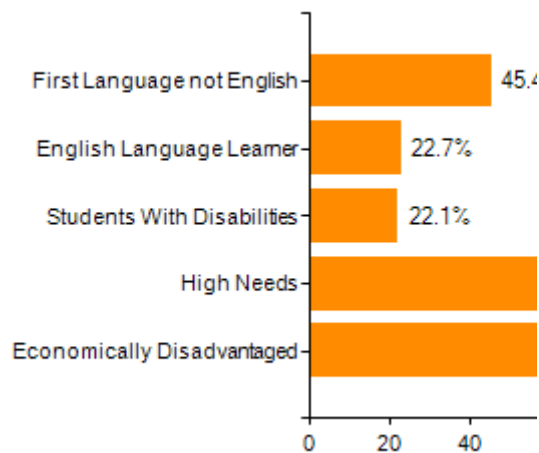
**Grades Served**  
06 - 12

**Student / Teacher Ratio**  
11.3 to 1

### Student Race and Ethnicity



### Selected Populations



## 2016 School And District Accountability

### How is this school doing overall?



Most schools are assigned a level from 1-5, with those meeting their proficiency gap-narrowing goals in Level lowest performing in Levels 4 and 5. A district is typically assigned a level based on the level of its lowest performing school. Placing schools and districts into levels helps districts know which schools need more support, and help state know which districts need the most assistance. More information is available here:

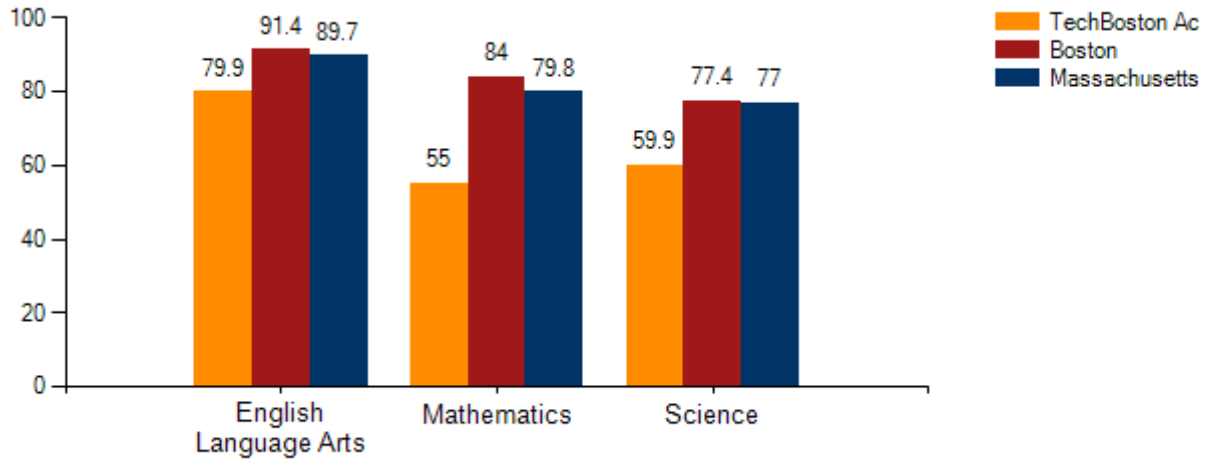
<http://www.mass.gov/ese/accountability>






## 2016 Student Achievement

The transitional [Composite Performance Index \(CPI\)](#) is a number from 1-100 that represents the extent to which student attained or are progressing toward proficiency in a given subject. Students who demonstrate proficiency on MCAS an tests, and students with severe cognitive disabilities who score at the Progressing level on the MCAS-Alternate asses 100 CPI points. Our school's transitional CPIs for 2016 are below.

### Composite Performance Index



	English Language Arts (CPI)	Mathematics (CPI)	Science (CPI)
 TechBoston Academy	79.9	55.0	59.9
 Boston	91.4	84.0	77.4
 Massachusetts	89.7	79.8	77.0

Notes: Enrollment data are reported for the 2016–2017 school year. Accountability and assessment data are reported for the 2016 school year. [More about the data.](#)

